



**President**

Tom Mann  
402-391-6430  
[tmann@N200LZ.com](mailto:tmann@N200LZ.com)

**Vice-President**

Doug Humble  
402-572-1702  
[hawkidoug@cox.net](mailto:hawkidoug@cox.net)

**Secretary**

Kevin Faris  
402-296-6907  
[kf64358@windstream.net](mailto:kf64358@windstream.net)

**Treasurer**

Ed Haffke  
402-935-0803  
[eohaffke@gmail.com](mailto:eohaffke@gmail.com)

**Membership Coordinator**

Craig Vinopal  
402-289-4741  
[craigvpal@cox.net](mailto:craigvpal@cox.net)

**Tech Counselor/  
Flight Advisor**

Mike Howard  
402-991-0403  
[acepilot59@cox.net](mailto:acepilot59@cox.net)

**Librarian  
(Open)**

**Young Eagle Coordinator**

Dale McClure  
402-690-1143  
[mcland@cox.net](mailto:mcland@cox.net)

**Social Coordinator**

Tom Wieduwilt  
402-934-9580  
[twied@cox.net](mailto:twied@cox.net)

**Newsletter Editor**

Lester Tinnin  
402-658-2187  
[ljtinnin@msn.com](mailto:ljtinnin@msn.com)

## If You're Into Stealth, Try Soaring

Dan Petersen presented a very interesting program highlighting the Omaha Soaring Society. The club is



located on Blair airport and uses a 2200 ft grass runway. Dan has been soaring with the club for three years, but has

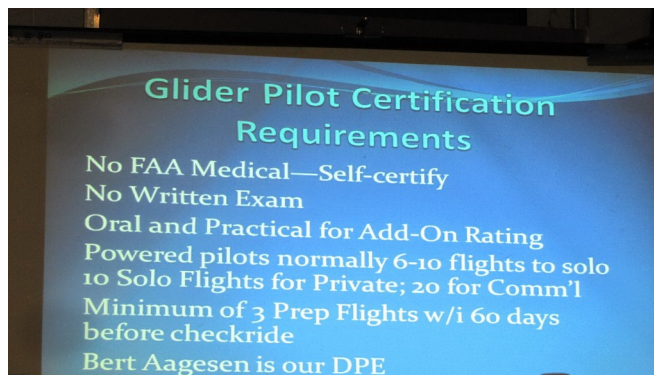
been flying for 50 years. The club currently has 30 members who hold certificates from Private to ATP and are from 13 to 86 years in age. Membership details are listed on the slide. The club has a Pawnee PA23-235 being used as a tug for towing the gliders and 8 pilots are qualified to fly it. Pilot certification

### Membership Details

- All are Soaring Society of America—SSA— Members
- Corporation Bylaws with annually elected officers
- Quarterly business meetings
- Annual Safety meeting, quiz, and safety flight
- \$200.00 initiation fee--covers initial SSA Membership
- \$55.00 per month dues
- About \$45.00 per flight (3000 ft tow and glider rental)
- Teamwork required—it's fun, challenging & Rewarding!




requirements are as follows:



The club owns three gliders with one of them being a two place model.



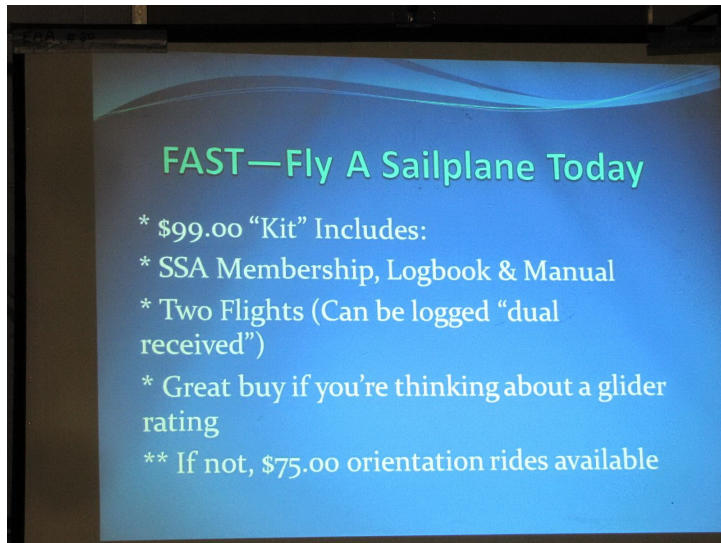
Individual members own another three Aircraft. To support glider operations, the club owns a mobile trailer, a four wheel ATV, and a 122.9 ground radio. Check out some of the pictures:



If you are interested in looking into gliders, there is a "Fast-Fly A Sailplane



Today" kit. The kit costs \$99.00 and includes:



So go and visit Dan at Blair or call 402-630-9640. It was an interesting look at a different type of flying.

---

***Next months meeting will be on May 13, 2013 at Hanger One, Millard Airport, at 7:00 PM. Hope to see you there!***

***The program will be presented by VP Doug Humbel on the Thatcher CX4 single place LSA.***

---

### **Meeting Minutes of April Chapter held April 8, 2013.**

President Tom Mann called the membership together at 7:00 PM. There were 40 members and 3 guests present. A motion was made and the minute of the March meeting were accepted.

**Treasurers Report:** Treasurer Ed Haffke reports \$2671.47 checking, \$4906.60 money market, \$1542.00 CD for a total of \$9,121.00. The major expense of the month was the Wahoo hanger lease. The report was approved as presented.

**Membership Coordinator:** Craig reported 78% of our membership has renewed. He will begin removing expired members from the roster.

**Young Eagles:** A YE rally was held on April 13 at Millard. We flew a total of 26 kids and one adult. We had 6 pilots participate as well as three ground which included Kathy Callahan. Thanks again Kathy for your help.

**Tech Counselor:** Mike Howard was at Sun-N-Fun so no report given.

**Flight Advisor:** Mike Howard was at Sun-N-Fun so no report given.

**Social:** A poker run was scheduled and held at the Wahoo Hanger on Sunday April 21.

### **Builders Reports:**

- Jerry Pilant is building a Hummel Bird and has the outer wing skins completed.
- Jerry Ronk is building an F-1 Rocket. The fuselage is complete and he is ready to install the wings.

- The Omaha World Herald is looking for a project aircraft that will be completed and flown within one year to feature in their newspaper.

**Old Business:** The Ford Tri-motor will not work out for this year so we will not hold an event.

**New Business:**

- Doug Humble has volunteered to be our new Vice President. Thanks Doug!
- Member Kathy Callahan thanked the group for her gift certificate. She was very surprised to receive it.
- Gary Parker is providing meeting refreshment for three months.

**Raffle:** Member T.W. won \$15.00 in the raffle.

The program was presented by Dan Peterson of the Omaha Soaring club. An overview of his talk is covered on the opening page of the newsletter.

**Website:** [www.eaa80.org](http://www.eaa80.org)

Meeting was adjourned at 20:08.

**Kevin Faris, Secretary**

---

**Chili Feed** - We had three participants who braved the 15-20 mph winds gusting to 25-30 mph. I'm not sure who won. But hopefully they enjoyed the flight. But I can attest to the chili and how delicious it was. I believe we had six different samples of varying degrees of hotness. There was plenty of other sides and desserts to round out the menu. Here are some pictures taken at the chili feed.



Here are some pictures from the chili







The chili was great, and the company excellent, so all in all, it was a great day.

---

### **Never Again by Dale McClure "The Wedding Dress"**

I am sure that when Lester requested a never again story he was thinking about a flying activity. Well I have had several of those, but I will save them for later. In the late 90's I started the building process of a Glastar. My wife had been after me for years to get a hobby. So when I announce that I was going to build a kit plane she immediately imagined a model. After a few large boxes arrived she realized there was a differ-

ence, but that's a story for another time. With enthusiasm, I got started right away. Immediately I noticed that the manual was well written, and if you followed the directions the task was not overly difficult. Looking back it may have been easier to have found the cure for cancer! Actually the building process became quite addictive as it was fun to finish a part and admire your work. I had a lot of volunteers that would stop by to see my progress and lend a hand, but when they realized that it was going to take years to complete, they found better things to do.

On this particular Saturday afternoon, I was working on the Plexiglas Skylights using my permanent red Sharpie. You use a lot of Sharpie pens when you build an airplane. I became a bit tired and decided to move the project from my shop to my wife's work area. At that time she did a lot of clothing alterations and I had set up a large cutting table in adjoining room in the basement for her to work on. She often had alterations for neighbors and friends which were very difficult to complete. My thought was that her higher cutting table would be the ideal place to finish this project, which I was intent on finishing that day. So I carefully cleared off her projects (which consisted of other peoples clothing) and found a comfortable stool to sit on. Now I felt good about getting more work done. So I was carefully measuring (measure twice and cut once) when I notice there was a \$ 5,000.00 wedding dress that I had moved off the table earlier to provide space for my project, had a large red spot on it. I could believe my

eyes; “How did this happen?” I knew the owners of the dress had traveled to New York to purchase the dress; my Wife had been talking about this project for weeks! So now I am thinking that this airplane was going to cost me another \$ 5,000.00...ouch! Now I have a dilemma, what should I do? I examined the dress hoping it was it the back and maybe no one would notice. As luck would have it, it was in the very front...and very noticeable! So my next thought was to fix it...not a good idea. As they say when you are in a hole quit digging! So I quietly put my stuff away, knowing that I was done for the day and I needed to confess to my Wife.

I slowly went upstairs and said, “You are not going to believe this, but I just accidentally put a red marker on the wedding dress you are working on.” Well she didn’t believe me....so I earnestly restated my sin again. She responded by saying “Get out of my way do not touch anything!” Probably a good idea at this point!

After a short time she return up stairs, (I was still trying to justify another \$ 5,000.00 for the airplane) and reported that she had gotten the red out! Wow! What a relief...She’s a miracle worker!! Needless to say, I was forbidden from working in her sewing room ever again.

---

**FlightRadar24:** Jack McClure has provided info on an interesting app used to track airliners. It allows you to see what air traffic controllers see. Give it a try, it’s fun.

Every day, we see planes in the sky, sometimes very high..with or without con-trails. and we ask ourselves questions:

what type of plane, airbus A320,330,350? Boeing.....or other.

where does it come from, where is it going, what altitude, what speed, what company etc.

You can see all the information instantly on your screen. but before clicking on the link:

<http://www.flightradar24.com/>

(Ctrl + Click on URL)

some tricks;

On the map you will see all the planes in the air. To view your region or town, you can zoom in by tapping with your mouse.

Click on a airplane, and on the left screen you will get all the info: airline, type, speed, altitude in real time, re calculated every 10 seconds.

On some you can also click on ‘view from the cockpit’



Chris Halfman continues to make progress on his RV. He sent me some pictures last month which I want to share now:



This is a side view of his canopy.



Firewall and engine mount.



This engine looks like it is brand new ... right out of the box.



Any prop that looks this exotic must be high performance. It will be interesting to get Chris' feedback once he starts flying.

---

**Reignite Your Passion at Your Oshkosh!**


**EAA AirVenture 2013 | July 29 - August 4  
Oshkosh, Wisconsin**

Your spot along the flightline is waiting for you at EAA AirVenture, where your aviation passion reignites with the mere mention of one word: "Oshkosh."

Enjoy two sensational night air shows, see more than 2,500 show planes, choose from hundreds of forums and hands-on workshops, take in world-class daily air shows, peruse what's new from the 800 exhibitors, and reunite with your fellow EAA members sharing the same passion!

Only in Oshkosh can you experience all of this and much, much more in one week!

**Purchase by June 15 and get \$2 off daily adult tickets and \$5 weekly adult tickets!**



Experimental Aircraft Association  
 - Chapter 80 C/O Hangar One  
 12916 Millard Airport Plz.  
 Omaha, NE 68137-4280

### **PIREPS Nebraska Dept of Aeronautics**

-York Airport (JYR), EAA Chapter 1055 Fly-In breakfast (free will donation) on the 1st Saturday of every month, 0800-1000.  
 - Crete Airport (CEK), EAA Chapter 569 Fly-in breakfast on the 3rd Saturday of every month, 0800-1000.  
 -To report any tower with lights burned out contact [www.http://oeaaa.faa.gov](http://oeaaa.faa.gov). Go to light outage reporting under "Information Resources." or call 1-877-487-6867.  
 -Jun 14, 15, 2013—Holdrege (HDE) Fly-in. More info to come.  
 -Oct 13 - Columbus Airport. Fly-in Breakfast 0700 to 1200. EAA Young Eagle rides. For more info contact Mark Cozad 402-276-5284.  
 -Oct 20 - Sidney, NE 0700-1200 Western NE Community College is holding its annual fly-in breakfast. PIC eats free. For more info John Keever 308-254-7448.

### **EAA SportAir workshops: May 11, 2013, Waco, TX**

Courses offered are:

Composite Construction (2 days, \$349\*)  
 Electrical Systems & Avionics (2 days, \$349\*)  
 Fabric Covering (2 days, \$349\*)  
 Sheet Metal Basics (2 days, \$349\*)  
 (\$389 Non-member \*)  
 What's involved in Kit Building (Saturday evening only, \$25, may bring up to two family members). For workshop info go to: <http://www.sportair.com/workshops/> and select the workshop you are interested in.